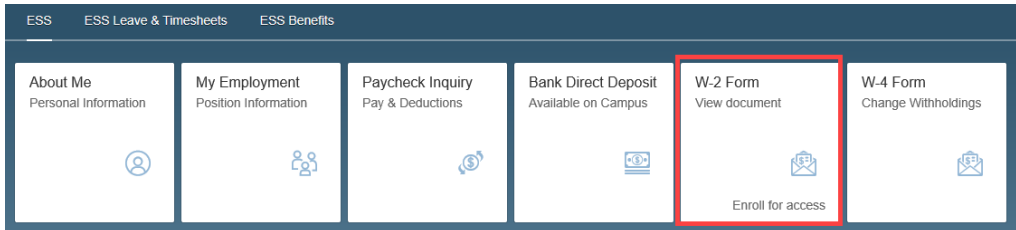




W-2 Wage and Tax Statement Now Available

The **2022 W-2 Wage and Tax Statement** is now available in Firefly. To access the online copy of your W-2:

1. Click on Employee Self Service tile.
2. Click on the W-2 Form tile.



3. Enter the last four digits of your Social Security Number and click on the “Continue” button .
4. If printing, click the “Download to Print”  button at the bottom right of the screen.

Hints

- An installed, updated version of Adobe Reader is necessary to view the W-2. To check for available updates, open Adobe Reader and select *Help > Check for Updates*. Please restart the computer after any updates are applied.
- Prior year W-2s are also available if online delivery was elected for those years.
- [Frequently Asked Questions \(FAQs\) for W-2's](#)

Please contact the [Payroll Office](#) with questions about W-2s or accessing prior year information.